

RAD23A Antibody (monoclonal) (M01)

Mouse monoclonal antibody raised against a partial recombinant RAD23A.

Catalog # AT3547a

Specification

RAD23A Antibody (monoclonal) (M01) - Product Information

Application	WB, E
Primary Accession	P54725
Other Accession	BC014026
Reactivity	Human
Host	mouse
Clonality	Monoclonal
Isotype	IgG2a Kappa
Calculated MW	39609

RAD23A Antibody (monoclonal) (M01) - Additional Information**Gene ID** 5886**Other Names**

UV excision repair protein RAD23 homolog A, HR23A, hHR23A, RAD23A

Target/Specificity

RAD23A (AAH14026, 151 a.a. ~ 250 a.a) partial recombinant protein with GST tag. MW of the GST tag alone is 26 KDa.

Dilution

WB~~1:500~1000

E~~N/A

Format

Clear, colorless solution in phosphate buffered saline, pH 7.2 .

Storage

Store at -20°C or lower. Aliquot to avoid repeated freezing and thawing.

Precautions

RAD23A Antibody (monoclonal) (M01) is for research use only and not for use in diagnostic or therapeutic procedures.

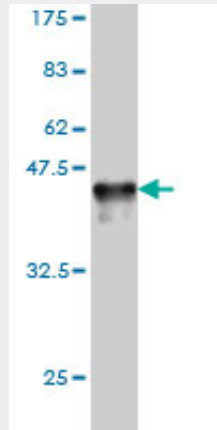
RAD23A Antibody (monoclonal) (M01) - Protocols

Provided below are standard protocols that you may find useful for product applications.

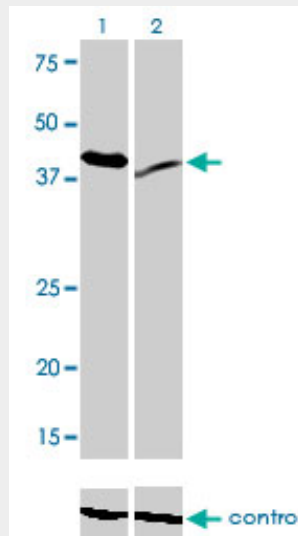
- [Western Blot](#)
- [Blocking Peptides](#)
- [Dot Blot](#)

- [Immunohistochemistry](#)
- [Immunofluorescence](#)
- [Immunoprecipitation](#)
- [Flow Cytometry](#)
- [Cell Culture](#)

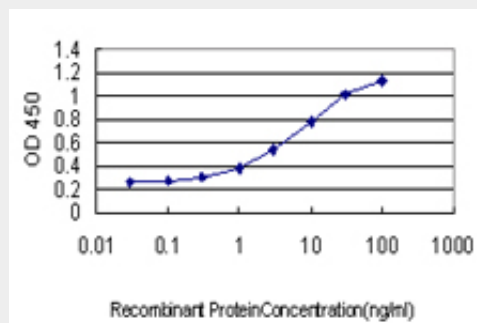
RAD23A Antibody (monoclonal) (M01) - Images



Antibody Reactive Against Recombinant Protein. Western Blot detection against Immunogen (36.63 KDa) .



Western blot analysis of RAD23A over-expressed 293 cell line, cotransfected with RAD23A Validated Chimera RNAi (Cat # AT3547a)



Detection limit for recombinant GST tagged RAD23A is approximately 0.03ng/ml as a capture antibody.

RAD23A Antibody (monoclonal) (M01) - Background

The protein encoded by this gene is one of two human homologs of *Saccharomyces cerevisiae* Rad23, a protein involved in nucleotide excision repair (NER). This protein was shown to interact with, and elevate the nucleotide excision activity of 3-methyladenine-DNA glycosylase (MPG), which suggested a role in DNA damage recognition in base excision repair. This protein contains an N-terminal ubiquitin-like domain, which was reported to interact with 26S proteasome, as well as with ubiquitin protein ligase E6AP, and thus suggests that this protein may be involved in the ubiquitin mediated proteolytic pathway in cells.

RAD23A Antibody (monoclonal) (M01) - References

1. Cisplatin transiently up-regulates hHR23 expression through enhanced translational efficiency in A549 adenocarcinoma cells. Shen YH, Chen BR, Cherng SH, Chueh PJ, Tan X, Lin YW, Lin JC, Chuang SM. *Toxicol Lett.* 2011 Jul 2. [Epub ahead of print]